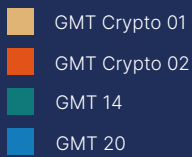
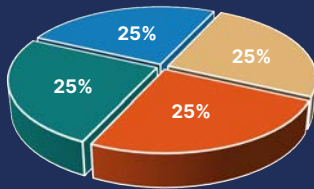


*Model Portfolios on this page comprise a total of 52 subsystems*



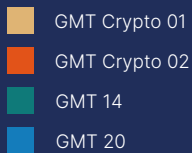
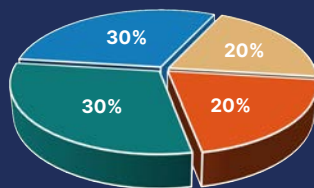
## Model Portfolio #1 - Balanced

50% Crypto / 50% Multi / 52 Subsystems

Net Monthly Return 6.60%

Net Annual Return 79.25%

STRATEGY	ASSET CLASS	ALLOCATION %	WINNING MONTHS
GMT Crypto 01	Crypto (BTC/ETH)	25.00%	75.86%
GMT Crypto 02	Crypto (BTC/ETH)	25.00%	79.17%
GMT 14	Multi Strategy	25.00%	96.30%
GMT 20	Multi Strategy	25.00%	88.89%



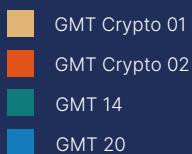
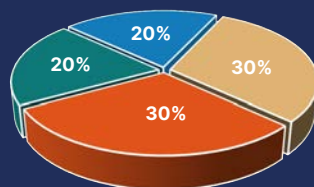
## Model Portfolio #2 - Multi Leaning

40% Crypto / 60% Multi / 52 Subsystems

Net Monthly Return 5.91%

Net Annual Return 70.90%

STRATEGY	ASSET CLASS	ALLOCATION %	WINNING MONTHS
GMT Crypto 01	Crypto (BTC/ETH)	20.00%	75.86%
GMT Crypto 02	Crypto (BTC/ETH)	20.00%	79.17%
GMT 14	Multi Strategy	30.00%	96.30%
GMT 20	Multi Strategy	30.00%	88.89%



## Model Portfolio #3 - Crypto Leaning

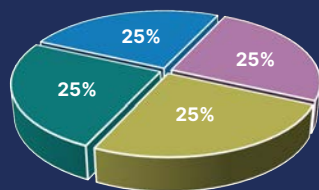
60% Crypto / 40% Multi / 52 Subsystems

Net Monthly Return 7.30%

Net Annual Return 87.60%

STRATEGY	ASSET CLASS	ALLOCATION %	WINNING MONTHS
GMT Crypto 01	Crypto (BTC/ETH)	30.00%	75.86%
GMT Crypto 02	Crypto (BTC/ETH)	30.00%	79.17%
GMT 14	Multi Strategy	20.00%	96.30%
GMT 20	Multi Strategy	20.00%	88.89%

*Model Portfolios on this page comprise a total of 108 subsystems*



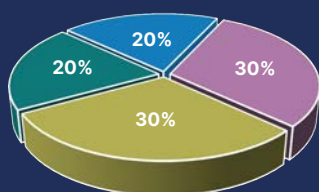
GMT 14  
GMT 20  
GMT 44  
GMT X3

## Model Portfolio #4 - Balanced

Multi Strategy only / 108 Subsystems

Net Monthly Return 3.50%  
Net Annual Return 41.98%

STRATEGY	ASSET CLASS	ALLOCATION %	WINNING MONTHS
GMT 14	Multi Strategy	25.00%	96.30%
GMT 20	Multi Strategy	25.00%	88.89%
GMT 44	Multi Strategy	25.00%	93.18%
GMT X3	Multi Strategy	25.00%	100.00%



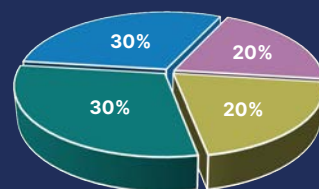
GMT 14  
GMT 20  
GMT 44  
GMT X3

## Model Portfolio #5 - Balanced

Multi Strategy only / 108 Subsystems

Net Monthly Return 3.57%  
Net Annual Return 42.87%

STRATEGY	ASSET CLASS	ALLOCATION %	WINNING MONTHS
GMT 14	Multi Strategy	20.00%	96.30%
GMT 20	Multi Strategy	20.00%	88.89%
GMT 44	Multi Strategy	30.00%	93.18%
GMT X3	Multi Strategy	30.00%	100.00%



GMT 14  
GMT 20  
GMT 44  
GMT X3

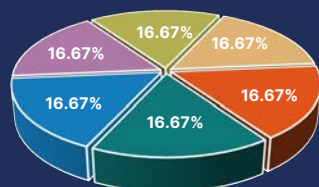
## Model Portfolio #6 - Balanced

Multi Strategy only / 108 Subsystems

Net Monthly Return 3.42%  
Net Annual Return 41.08%

STRATEGY	ASSET CLASS	ALLOCATION %	WINNING MONTHS
GMT 14	Multi Strategy	30.00%	96.30%
GMT 20	Multi Strategy	30.00%	88.89%
GMT 44	Multi Strategy	20.00%	93.18%
GMT X3	Multi Strategy	20.00%	100.00%

*Model Portfolios on this page comprise a total of 126 subsystems*



- GMT Crypto 01
- GMT Crypto 02
- GMT 14
- GMT 20
- GMT 44
- GMT X3

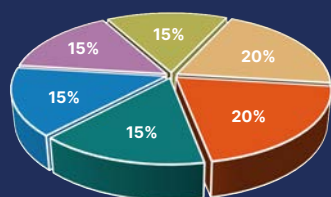
## Model Portfolio #7 - Balanced

Same % in each strategy / 126 Subsystems

Net Monthly Return 5.69%

Net Annual Return 68.33%

STRATEGY	ASSET CLASS	ALLOCATION %	WINNING MONTHS
GMT Crypto 01	Crypto (BTC/ETH)	16.67%	75.86%
GMT Crypto 02	Crypto (BTC/ETH)	16.67%	79.17%
GMT 14	Multi Strategy	16.67%	96.30%
GMT 20	Multi Strategy	16.67%	88.89%
GMT 44	Multi Strategy	16.67%	93.18%
GMT X3	Multi Strategy	16.67%	100.00%



- GMT Crypto 01
- GMT Crypto 02
- GMT 14
- GMT 20
- GMT 44
- GMT X3

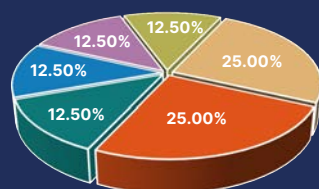
## Model Portfolio #8 - Balanced > Crypto

60% Multi / 40% Crypto / 126 Subsystems

Net Monthly Return 6.13%

Net Annual Return 73.58%

STRATEGY	ASSET CLASS	ALLOCATION %	WINNING MONTHS
GMT Crypto 01	Crypto (BTC/ETH)	20.00%	75.86%
GMT Crypto 02	Crypto (BTC/ETH)	20.00%	79.17%
GMT 14	Multi Strategy	15.00%	96.30%
GMT 20	Multi Strategy	15.00%	88.89%
GMT 44	Multi Strategy	15.00%	93.18%
GMT X3	Multi Strategy	15.00%	100.00%



- GMT Crypto 01
- GMT Crypto 02
- GMT 14
- GMT 20
- GMT 44
- GMT X3

## Model Portfolio #9 - Crypto Leaning

50% Multi / 50% Crypto / 126 Subsystems

Net Monthly Return 6.79%

Net Annual Return 81.48%

STRATEGY	ASSET CLASS	ALLOCATION %	WINNING MONTHS
GMT Crypto 01	Crypto (BTC/ETH)	25.00%	75.86%
GMT Crypto 02	Crypto (BTC/ETH)	25.00%	79.17%
GMT 14	Multi Strategy	12.50%	96.30%
GMT 20	Multi Strategy	12.50%	88.89%
GMT 44	Multi Strategy	12.50%	93.18%
GMT X3	Multi Strategy	12.50%	100.00%